



# Aquila High Income Fund

## HIGH-YIELD U.S. CORPORATE BOND FUND

Portfolio information as of December 31, 2023



A Shares:  
ATPAX

C Shares:  
ATPCX

I Shares:  
ATIPX

Y Shares:  
ATPYX

Lipper Category:  
High Yield Bond

Morningstar Category:  
High Yield Bond

### Fund Facts

#### Inception Date

6/01/06

#### Investment Adviser

Aquila Investment Management LLC

#### Portfolio Management Team

David Schiffman, Lead Portfolio Manager - Since 10/1/2021

Pedro Marcal, Co-Portfolio Manager - Since 10/1/2021

John McPeake, Research Analyst - Since 10/1/2021

Steven Yang, Research Analyst - Since 10/1/2021

#### Dividend & Capital Gain Distribution

Monthly

#### Minimum Initial Investment

\$1,000

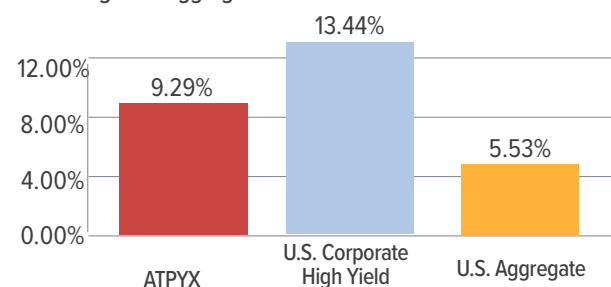
The Fund's primary objective is to obtain a high level of current income. Capital appreciation is a secondary objective when in line with the primary. The Fund invests at least 80% of net assets in income producing securities, and as much as 100% in high-yield, lower rated or unrated debt securities. The Fund is suitable for long-term investors seeking higher potential returns than more conservative fixed-income funds and who are willing to accept the higher risks of price and income fluctuations.

### High-Yield Market Data

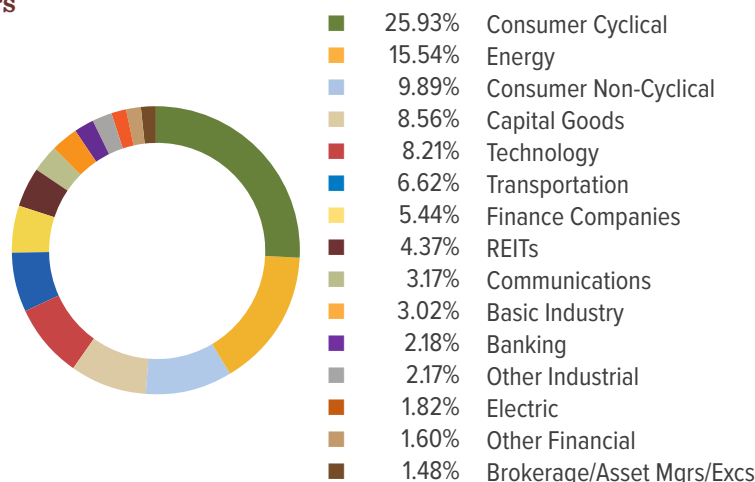
Year-to-date new issuance (\$billions)	\$175.9
Last 12 months HY market default rate	2.84%
Option Adjust Spread (basis points) <sup>3</sup>	323
Average yield to worst <sup>4</sup>	7.59%

### YTD Performance as of December 31, 2023

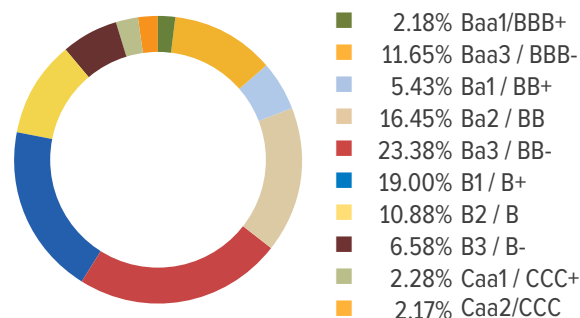
ATPYX, Bloomberg<sup>5</sup> U.S. Corporate High Yield Bond Index and Bloomberg<sup>5</sup> U.S. Aggregate Bond Index



### Sectors



### Credit Ratings<sup>1</sup>



### Top Five Holdings<sup>2</sup>

Description	Percentage
New Fortress Energy Inc., 6.75%, 9/15/25	3.50%
Wesco Distribution Inc., 7.25%, 6/15/28	3.02%
Fortress Trans. & Infra., 9.75%, 8/1/27	2.50%
Rithm Capital Corp., 6.25%, 10/15/25	2.28%
Watco Cos LLC, 6.50%, 6/15/27	2.19%

Investment Considerations: Mutual fund investing involves risk; loss of principal is possible. Investments in bonds may decline in value due to rising interest rates, a real or perceived decline in credit quality of the issuer, borrower, counterparty, or collateral, adverse tax or legislative changes, court decisions, market or economic conditions. The Fund's portfolio will typically include a high proportion, perhaps even 100%, of high-yield / high-risk securities rated below investment grade. High-yield corporate bonds generally have greater credit risk than other types of fixed-income securities and may be especially sensitive to economic and political changes or adverse developments specific to the company that issued the bond.

<sup>1</sup>Independent rating services (such as Standard & Poor's, Moody's and Fitch) assign ratings, which generally range from AAA (highest) to D (lowest), to indicate the credit worthiness of the underlying bonds in the portfolio. Where the independent rating services differ in the rating they assign to an issue or do not provide a rating for an issue, the highest available rating is used in calculating allocations by rating. Non-rated bonds are holdings that have not been rated by a nationally recognized statistical rating organization. <sup>2</sup>Information regarding holdings is subject to change and is not necessarily representative of the entire portfolio. <sup>3</sup>The option-adjusted spread (OAS) is the measurement of the spread of a fixed-income security rate and the risk-free rate of return, which is adjusted to take into account an embedded option. <sup>4</sup>Average yield to worst measures the average of the lowest potential yield that could be received on issues in the Bloomberg U.S. Corporate High Yield Bond Index, without the issuer actually defaulting.

<sup>5</sup>BLOOMBERG® is a trademark and service mark of Bloomberg Finance L.P. and its affiliates (collectively "Bloomberg"). Bloomberg or Bloomberg's licensors own all proprietary rights in the Bloomberg Indices. Bloomberg does not approve or endorse this material or guarantee the accuracy or completeness of any information herein, nor does Bloomberg make any warranty, express or implied, as to the results to be obtained therefrom, and, to the maximum extent allowed by law, Bloomberg shall not have any liability or responsibility for injury or damages arising in connection therewith.

For more information on this fund and the entire Aquila Group of Funds, please visit [www.aquilafunds.com](http://www.aquilafunds.com)

# Aquila High Income Fund

## HIGH-YIELD U.S. CORPORATE BOND FUND

Portfolio information as of December 31, 2023

### Intensive Research

We develop a thorough knowledge of high-yield corporate bond issuers through intensive research. Our goal is to identify companies with accessible and fiscally responsible management teams that have successfully employed the leverage of high-yield debt to grow their businesses, have demonstrated the ability to generate free cash flow, and are committed to improving their corporate balance sheets.

### Active Management

We believe our intensive fundamental research discipline and our relatively conservative investment approach can effectively identify well-managed companies and debt investments that can potentially respond to improvements in the corporate balance sheet.

### Low Correlation with Other Asset Classes

Securities that do not perform in a similar manner through market cycles are said to have low correlation. Combining securities with low correlations is key to diversifying and managing risk. High-yield corporate bonds have a relatively low correlation with investment-grade bonds and stocks. This may make them a valuable addition to a diversified portfolio, where they can be added incrementally to reduce portfolio volatility.

### Average Annual Total Returns as of December 31, 2023

	SEC YIELD <sup>1</sup>	DISTRIBU- TION RATE <sup>2</sup>	Cumulative Return			Average Annual Return				INCEPTION DATE	NET EXPENSE RATIO <sup>3</sup>	MONTHLY DIV FACTORS AS OF 12/31/2023
			Q4 2023	YTD	1-YEAR	3-YEAR	5-YEAR	10-YEAR	SINCE INCEPTION			
A Shares NAV	----	4.84%	4.98%	8.94%	8.94%	2.17%	4.25%	3.61%	4.37%	6/01/06	1.21%	0.033419503
A Shares MOP	5.30%	4.65%	0.74%	4.52%	4.52%	0.79%	3.39%	3.19%	4.13%	6/01/06	1.21%	0.033419503
C Shares w/o CDSC	4.67%	4.03%	4.77%	8.08%	8.08%	1.31%	3.42%	2.79%	3.54%	6/08/06	2.01%	0.027841161
C Shares w/ CDSC	----	----	3.77%	7.08%	7.08%	----	----	----	----	6/08/06	2.01%	0.027841161
I Shares	5.49%	4.81%	4.97%	8.87%	8.87%	2.00%	4.14%	3.51%	4.37%	6/29/06	1.31%	0.033160707
Y Shares	5.73%	5.04%	5.03%	9.29%	9.29%	2.41%	4.45%	3.82%	4.58%	6/01/06	1.01%	0.034816627
Bloomberg US Corp HY <sup>5</sup>			7.16%	13.44%	13.44%	1.98%	5.37%	4.60%	6.51%			
Bloomberg US Aggregate Bond <sup>5</sup>			6.82%	5.53%	5.53%	-3.31%	1.10%	1.81%	3.28%			

Performance current to the most recent month-end is available at: 800-437-1020 or [www.aquilafunds.com](http://www.aquilafunds.com).

### Portfolio Composition

Total Investments (\$millions)	\$93.5
Number of Holdings	65
Weighted Avg Maturity (years)	3.76
Modified Duration (years) <sup>4</sup>	2.66

### Class A: Annual Calendar Year Returns at Net Asset Value

	2012	2013	2014	2015	2016	2017	2018	2019	2020	2021	2022	2023
	7.40%	4.64%	2.25%	3.58%	5.20%	5.30%	-1.29%	7.16%	7.74%	3.57%	-5.49%	8.94%

Performance data represents past performance, but does not guarantee future results. Investment return and principal value will fluctuate; shares, when redeemed, may be worth more or less than their original cost; current performance may be lower or higher than the data presented. Class A shares have a maximum sales charge of 4.00%; Class C shares have no initial sales charge, but a 1.00% contingent deferred sales charge applies to Class C shares redeemed within 12 months of their purchase date. Class I shares have no initial or contingent deferred sales charge. Class Y shares have no initial or contingent deferred sales charge. Class I and Class Y shares may only be purchased through an investment professional or financial institution. Class A MOP returns reflect deduction of the maximum 4.00% sales charge; Class A NAV returns do not reflect deduction of the sales charge and would be lower if that charge were reflected. Class C returns without CDSC do not reflect deduction of the 1% CDSC applicable in the first 12 months; if applied, the CDSC would reduce the performance quoted. An explanation of the share classes appears in the Fund prospectus. The Bloomberg U.S. Corporate High Yield Index is an unmanaged index considered representative of the universe of fixed-rate, non-investment grade debt. The Bloomberg U.S. Aggregate Bond Index is an unmanaged index considered representative of the universe of fixed-rate, investment grade taxable debt. Performance of an index does not reflect management fees and expenses which are reflected in Fund performance. An investment cannot be made directly in an index. Current month-end performance is available at: 800-437-1020 or [www.aquilafunds.com](http://www.aquilafunds.com).

<sup>1</sup>The 30-Day SEC yield is a mutual fund's yield, calculated as required by the SEC, based on the earnings of the fund's portfolio during a 30-day period, divided by the offering price per share at the end of the period. This calculation reflects an estimated yield to maturity. It should be regarded as an estimate of the fund's rate of investment income, and it may not equal the fund's actual income distribution rate.

<sup>2</sup>The Fund's distribution rate is the percentage at which a mutual fund has distributed income to its shareholders. It is calculated by dividing a fund's annualized dividend amount by its current offering price.

<sup>3</sup>The Manager has contractually undertaken to waive fees and/or reimburse Fund expenses so that total Fund expenses will not exceed 1.20% for Class A Shares, 2.00% for Class C Shares, 1.30% for Class I Shares and 1.00% for Class Y Shares. These expense limitations are in effect until April 30, 2024.

<sup>4</sup>Modified duration measures change in the value of a security in response to a change in interest rates.

<sup>5</sup>BLOOMBERG® is a trademark and service mark of Bloomberg Finance L.P. and its affiliates (collectively "Bloomberg"). Bloomberg or Bloomberg's licensors own all proprietary rights in the Bloomberg Indices. Bloomberg does not approve or endorse this material or guarantee the accuracy or completeness of any information herein, nor does Bloomberg make any warranty, express or implied, as to the results to be obtained therefrom, and, to the maximum extent allowed by law, Bloomberg shall not have any liability or responsibility for injury or damages arising in connection therewith.

Effective October 1, 2021, the Fund was renamed Aquila High Income Fund and new portfolio management was appointed. Aquila Investment Management LLC remains as the Fund's Investment Adviser. There are no material changes to the Fund's investment objectives, principal investment strategies, fees or expenses in connection with the change. Performance prior to the date reflects that of the previous portfolio management team.

*This material must be preceded or accompanied by a copy of the Fund's current prospectus. Before investing in the Fund, carefully read about and consider the investment objectives, risks, charges, expenses, and other information found in the Fund prospectus.*