




Aquila Narragansett Tax-Free Income Fund

SINGLE STATE MUNICIPAL BOND FUND

Q4 2023



Y SHARES:
NITYX

LIPPER CATEGORY:
Other States Municipal Debt

MORNINGSTAR CATEGORY:
Muni Single State Intermediate

The Appeal of Double Tax-Exempt Income

Why Municipal Bonds

A key benefit of investing in municipal bonds is earning tax-exempt income. Interest on most municipal bonds is exempt from regular federal income tax and, generally, from income tax of the state in which the bonds are issued. Double tax-exempt income can be very attractive to investors in all tax brackets. Characteristics of municipal bonds may make them suitable for conservative investors.


Why a Bond Fund

Municipal bond mutual funds may offer investors greater diversification than they are able to achieve by investing in individual bonds, whether the amount invested is minimal or significant. Mutual fund portfolios typically own hundreds of bonds, and professional Fund Portfolio Managers actively manage average maturity, duration and yield based on stated fund objectives and market opportunities. Bond market yields and prices move inversely.

During periods of rising rates, municipal bond fund Portfolio Managers may identify opportunities to purchase bonds at attractive prices while adding incrementally to the income available for distribution to shareholders. Meanwhile, municipal bond fund investors may see that inverse relationship reflected in the price of the shares they own, and those they purchase, and generally in the income distributed by a fund.

On a one year hypothetical investment of \$100,000 you would have earned:

\$3,000 from a taxable investment yielding 3% annually, and retained a portion of that income after-tax, based on your tax bracket. Or \$2,500 on a tax-free investment yielding 2.5% annually.



Hypothetical yields are for illustrative purposes only. The illustration assumes a hypothetical fixed rate of return at the specified tax rates, and does not reflect the performance of an actual investment in any security. The combined effective tax rates represent the 24%, 35% and 37% 2024 federal income tax rates combined with the highest state income tax rate at the corresponding income level and the Net Investment Income Tax (NIIT), where applicable.

NIIT is a 3.8% tax established by the Patient Protection and Affordable Care Act, that applies to the lesser of (1) net investment income or (2) a taxpayer's modified adjusted gross income (MAGI) in excess of an applicable threshold amount.

Why Aquila Group of Funds

Since 1992, Aquila Group of Funds has sought to provide Rhode Island municipal bond fund investors with double tax-exempt income and preservation of capital. We seek to manage interest rate risk and credit risk by consistently maintaining a broadly-diversified, high-quality portfolio of bonds with an intermediate average maturity.

The locally based portfolio manager maintains an up close perspective on Rhode Island's economy and local municipal bond issuers.

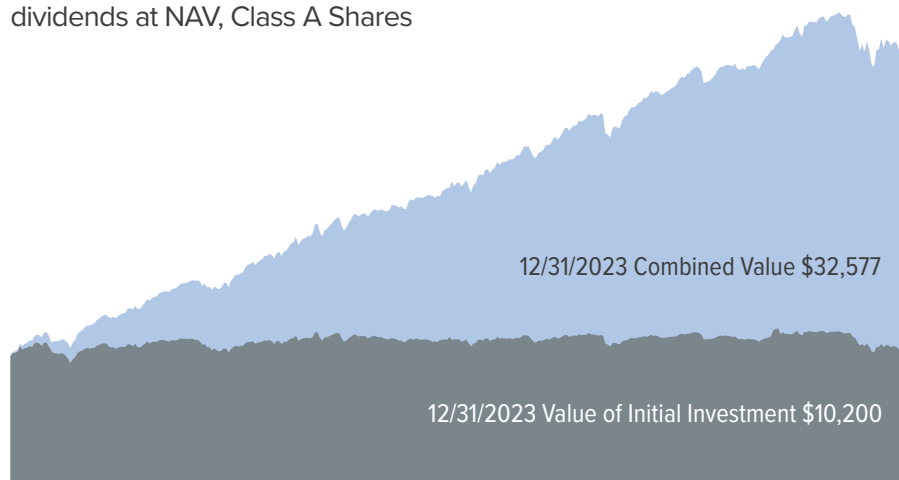
Experienced Management



Jeff Hanna, CFA®
Portfolio Manager
Managed Fund
since 2004

Growth of a \$10,000 Investment

Investment at Fund inception (9/10/1992) through 12/31/2023, reinvesting dividends at NAV, Class A Shares



Performance Statistics as of December 31, 2023

	Cumulative Return		Average Annual Return				TOTAL FUND OPERATING EXPENSE	TOTAL NET EXPENSE RATIO
	4TH QTR 2023	1-YEAR	5-YEAR	10-YEAR	SINCE INCEPTION			
A Shares NAV	6.49%	4.23%	1.35%	2.44%	3.96%		0.88%	0.86%
A Shares MOP	3.27%	1.10%	0.53%	2.03%	3.82%		0.88%	0.86%
Y Shares	6.53%	4.39%	1.51%	2.60%	3.81%		0.73%	0.71%

Performance data represents past performance, but does not guarantee future results. Investment return and principal value will fluctuate; shares, when redeemed, may be worth more or less than their original cost; current performance may be lower or higher than the data presented. Performance current to the most recent month-end is available at 800-437-1020, or www.aquilafunds.com. Class A share inception date is 9/10/92. Class A shares have a maximum sales charge of 3.00%. Different classes of shares are offered and their performance will vary due to differences in sales charges and fees. Class A performance at maximum offering price (MOP) illustrates effect of the full sales charge. Class Y shares have an inception date of 5/1/96 and have no initial or contingent deferred sales charge and may only be purchased through an investment professional or financial institution. Management has also undertaken to voluntarily waive additional fees and/or expenses until 9/30/24. Returns would be less if full management fees and expenses were applied.

Mutual fund investing involves risk; loss of principal is possible. Investments in bonds may decline in value due to rising interest rates, a real or perceived decline in credit quality of the issuer, borrower, counterparty, or collateral, adverse tax or legislative changes, court decisions, market or economic conditions. Fund performance could be more volatile than that of funds with greater geographic diversification.

The Fund seeks to provide as high a level of income exempt from state and federal income tax as is consistent with capital preservation. For certain investors, some dividends may be subject to federal and state taxes, including the Alternative Minimum Tax. Consult a tax professional.

Before investing in the Fund, carefully read about and consider the investment objectives, risks, charges, expenses, and other information found in the Fund prospectus. The prospectus is available from your financial advisor, when you visit www.aquilafunds.com or call 800-437-1020.